# *The Commonwealth of Massachusetts*
## *Town of Williamsburg*
## *Office of the Board of Appeals*

*Application for an appeal, a Special Permit, or a Variance*

To the Town Clerk of Williamsburg, Massachusetts,

Pursuant to the provisions of Chapter 40A of the Massachusetts General Laws and the Protective Bylaw of the Town of Williamsburg, application is hereby made to the Board of Appeals for:

_____ An Appeal from a decision of an Official or Board of the Town or

X A Special Permit, as required by Section 12, paragraph 12.0 or

_____ A Variance, as required by Section _____, paragraph _____, of

the Zoning Bylaw of the Town, to do the following: see attached

(use another page if more room is needed)

On premises located at 159 Main Street Haydenville MA 01039

Assessor's Map and Parcel number 011.K 340/011.K-0000-0117-0

Owned by Tiffany P. Chapman and William A Chapman Jr.

Deed recorded Book – page 7654 - 258

Applicant Signature Tiffany P. Chapman Phone No. (413) 588 2782

A complete Application includes Plans, List of Abutters and Map, Fees, narrative and other supportive materials

*** Administrative Use Only ***

Completed application received by Town Clerk on June 2, 2020 (Date) at 2:30 pm (time)

Town Clerk Stamp:

Town Clerk Brenda Lemere (Signature) Appeals Board _____ (Signature)

Filing Fee Computation: 20 x 1.50 = Certificate of Mailing Expense of $ 30.00

Expense of regular mail and publication in periodical $ 150.00

Application No. _____ Administrative Expense $ 100.00

Date of Hearing June 25, 2020 @ 2:30 pm via ZOOM Total Filing Fee Received $ 280.00

**A COMPLETE application must include documentation and plans as outlined on page 3 of this packet ***

Office of the Board of Appeals - Special Permit Request

Purpose of the request:
We will be removing a pre-existing non-conforming garage and replacing it with duplicate building made of steel instead of wood. This replacement will be to the same dimensions as the one to be removed. Please note that the plan to replace that will not be more non-conforming than the present garage. The garage side facing #157 Main street is located directly on the property line between #159 Main Street(our property) and #157 main Street. The side facing #161 Main Street is approx 25' from there property line. The side facing RTE#9 is approx 45' from the setback. The side facing the rear of 159 Main Street (Our property) is approx 175' to the end of our property line. We have included a topographical lot plan of our property as well as surrounding properties. Please note the hand sketched drawing marking the distances for the replacement garage to each property boundary.

William and Tiffany Chapman
159 Main Street
Haydenville, MA
011.K 340/011.k-0000-0117-0

159 Main Street Haydenville

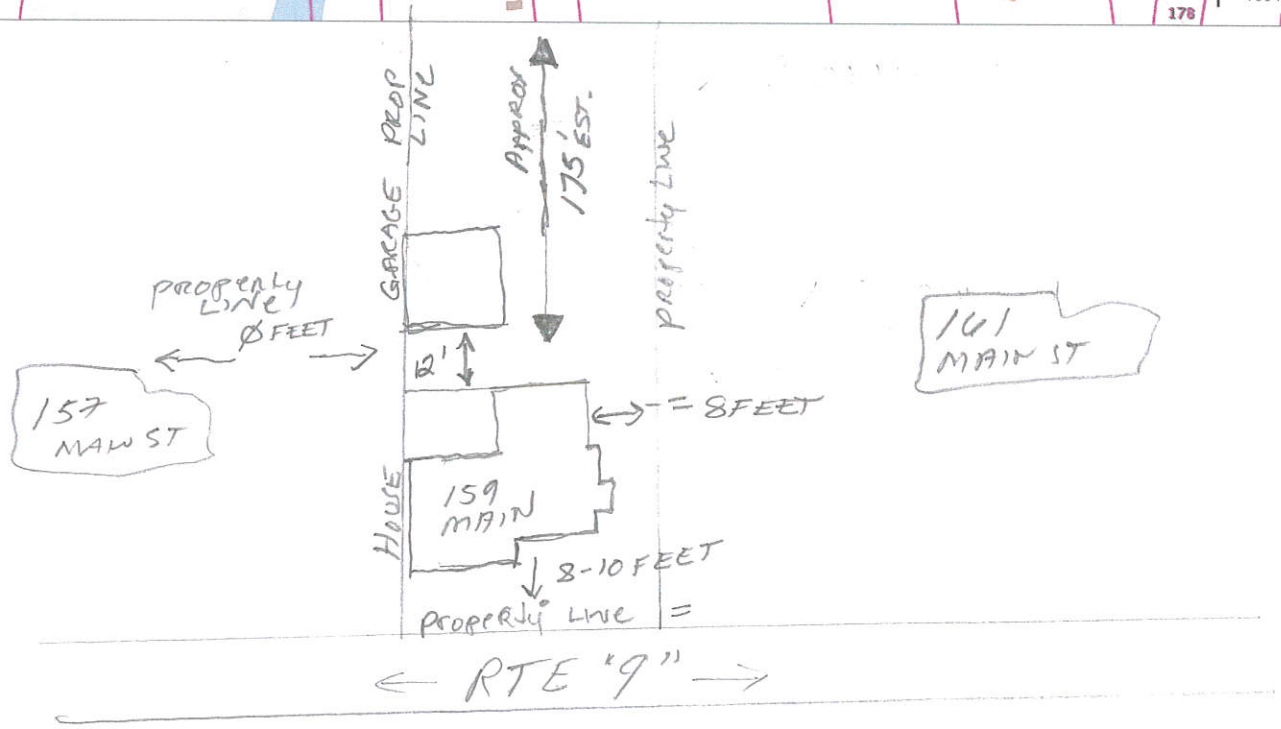

| Name | Street Address | Mailing Address | Town | State | Zipcode | Map & Parcel |
|---|---|---|---|---|---|---|
| Tiffany and William Chapman | 159 Main St | same | Haydenville | MA | 01039 | K-117 |
| John J Svoboda & Gwen Orzel | 161 Main St | same | Haydenville | MA | 01039 | K-118 & 282 |
| Eric Cerreta | 157 Main St | same | Haydenville | MA | 01039 | K-116 |
| Catholic Bishop of Springfield | 173 Main St | 163 Main St | Haydenville | MA | 01039 | K-90 &119 |
| Town of Williamsburg | 7 Myrtle Ave | PO Box 447 | Haydenville | MA | 01039 | K-154 |
| Nancy & David Lapoint | 15 Grove St | PO Box 77 | Haydenville | MA | 01039 | K-100 |
| Mark Curtin | 10 Pine St | same | Haydenville | MA | 01039 | K-102 |
| Reynard Milici | 6 Pine St | same | Haydenville | MA | 01039 | K-103 |
| Kenneth Borden & Frances Taylor | 4 Pine St | same | Haydenville | MA | 01039 | K-104 |
| Mark Albright & Mary Moriarty | 2 Pine St | 481 Kennedy Rd | Leeds | MA | 01053 | K-105 |
| Roud c/o Argus Prop Mgmt | 168 Main St | 235 Greenfield Rd Unit 9 | S Deerfield | MA | 01373 | K-148 |
| Marlene Adair | 166 Main St | same | Haydenville | MA | 01039 | K-149 |
| R & L Krzanowski | 164 Main St | same | Haydenville | MA | 01039 | K-150 |
| Kimberly Kelly | 162 Main St | PO Box 225 | Haydenville | MA | 01039 | K-151 |
| Serena Murphy | 160 Main St | same | Haydenville | MA | 01039 | K-152 |
| Jessica & Katherine Taylor | 8 Myrtle Ave | same | Haydenville | MA | 01039 | K-153 |
| Joshua & Lindsay Lynn | 4 Fairfield Ave | same | Haydenville | MA | 01039 | K-180 |
| Robert Pratt & Diana Masloski | 2 Fairfield Ave | same | Haydenville | MA | 01039 | K-181 |
| Edward Duggan | 158 Main St | PO Box 73 | Williamsburg | MA | 01096 | K-182 |
| Sherida Cone | 156 Main St | PO Box 31 | Haydenville | MA | 01039 | K-183 & G-58.8 |

The preceeding is a list of abuttors within 300' of 159 Main St.,
Haydenville, MA 01039. This property is owned by Tiffany and William Chapman of 159 Main St, Haydenville, MA 01039 and is identified as Parcel K-117 on the assessors maps.

We certify, to the best of our abilities, that this is a list of all the abuttors to 159 Main St, Haydenville, MA 01039.

Williamsburg Board of Assessors

6/2/2020

Robin Everett
Denise R Bannister

Town of Williamsburg

141 Main St Haydenville

Solid Waste Disposal Affidavit

In accordance of the provisions of MGL c 40, S54, I acknowledge that as a condition of the building permit all debris resulting from the construction activity governed by this Building Permit shall be disposed of in a properly licensed solid waste disposal facility, as defined by MGL c 111, S 150A.

Address of the work: 159 Main Street Haydenville MA

The debris will be transported by: Baldwin

The debris will be received by: Valley Recycling Northampton

Building permit number: _____

Name of Permit Applicant Tiffany + William Chapman

5/12/20 Tiffany P Chapman

Date Signature of Permit Applicant

Dear Neighbor,
We will be replacing our 1960s garage with the exact same dimensions as the old garage with a new structured steel building and would like to know if you are in agreement with this. If so, please sign below granting your approval as you are an abutter to our land parcel.

I agree to the above construction of an detached building located at 159 Main Street Haydenville, MA

Neighbor Address: 157 Main - Coreta

Neighbor Signature: [illegible]

Date: 5/12/20

Thank you,
Tiffany and William Chapman
159 Main St
Haydenville, MA 01039

Dear Neighbor,
We will be replacing our 1960s garage with the exact same dimensions as the old garage with a new structured steel building and would like to know if you are in agreement with this. If so, please sign below granting your approval as you are an abutter to our land parcel.

I agree to the above construction of an detached building located at 159 Main Street Haydenville, MA

Neighbor Address: 161 MAIN ST Haydenville

Neighbor Signature: Svoboda

Date: 5/13/20

Thank you,
Tiffany and William Chapman
159 Main St
Haydenville, MA 01039

# NEW TEAM CARPORTS LLC

130 Cone Ln. Mount Airy NC 27030

www.newteamcarport.com

Tel. (336) 776-0816 & (518) 300-3732

@ntccarport @Ntc_carport ntc.carports

| Customer´s Name: | TIFFANY CHAPMAN |
|---|---|

| Unit Size: | | | Base Rail Dimentions: | | Gauge | | Roof Style | | | Certified Unit | |
|---|---|---|---|---|---|---|---|---|---|---|---|
| 20 ' x | 26 ' x | 25 ' | 20 ' x | 25 ' | XX | | | | 115/65 | | |
| WIDTH | LENGHT | HEIGHT | WIDTH | LENGHT | 14 G | 12 G | REGULAR | BOX EVE | VERTICAL | YES | NO |

| COLORS: | ROOF | SIDES | ENDS | TRIM |
|---|---|---|---|---|
| | BLACK | BARN RED | BARN RED | WHITE |

NEW TEAM CARPORTS LLC

Barn Red

Brown

Burgundy

Pebble Beige

Rawhide

Black

White

Clay




## ROOFING AND SIDING COLORS

Evergreen

Slate Blue

Pewter Gray

Sandstone

Quaker Gray

## ADDITIONAL NOTES

*** THE GARAGES DOOR 8X8 ON THE FRONT***
***WALK IN DOOR ON DE LEFT SIDE***
***WINDOWS ONE ON EACH SIDE OF THE WALK IN DOOR***
***COLORS MAY HAVE A VARIATION OF TONE IN REALITY***

I agree the building (s), carport (s), playset (s) or metal structure (s) is structurally sound and I am satisfied with it

| Customer´s Signature | Date | Installer´s Signature | Date |
|---|---|---|---|

Zoho Sign Document ID: 4XFKP3XNAJEBUOSQZJZBXMUWPQNWCUCUKL3PTZ3IRHQ

# NEW TEAM CARPORTS LLC

130 Cone Ln.
Mount Airy NC 27030
sales@newteamcarport.com
www.newteamcarport.com

**Contact for scheduling**
**336-776-0816 , 518-300-3732**

Dealer Name: BIG BUILDINGS DIRECT (ROBIN)
Dealer PH #: 813-521-7576
Order Date: 04/24/2020

Name: TIFFANY CHAPMAN Install Address: 159 MAIN STREET
City: HAYDENVILLE State: MA Zip Code: 01039 County: HAMPSHIRE Inside City Limit? ☐Y ☐N
Day Phone: (413) 588-2782 Evening Phone: Email: TIFFCHAPM@GMAIL.COM

**SIZE** 20.00 (Length) x 26.00 (Width) x 9.00 (Height)

**ROOF STYLE** ☑ Vertical Roof ☐ Boxed Eve ☐ Regular Style

Certification: 65 PSF/115 MPH
Braces required for certification. MHA required for ground certification.

**COLOR** Roof: BLACK Sides/Ends: BARN RED Trim: WHITE

**Framing Gauge** ☑ 14 Ga. Included ☐ 12 Ga. Upgrade*

**LOT MUST BE LEVEL OR UNIT WILL BE INSTALLED AS IS ON LOT**
Customer may incur extra labor fees if additional labor is required to install because of un-level surfaces, or for building over obstacles, manufacturer is not responsible for stopping or repairing leaks under base-rails.

**NOTE: FRAME IS 1ft. SHORTER THAN ROOF LENGTH**

**Ready for Installation:** ☐Y ☐N
ONLY CHECK IF SITE IS READY FOR INSTALLATION

**Installation Surface**
Ex: Ground, Concrete etc.,

**Electricity Available?** ☑Y ☐N

| | |
|---|---|
| 20X25 VERTICAL ROOF | $ 3,200.00 |
| CERTIFICATION 65 PSF SNOW/115 MPH WIND | $ 800.00 |
| 9' LEG HEIGHT | $ 250.00 |
| BOTH SIDES CLOSED | $ 680.00 |
| BOTH ENDS CLOSED | $ 1,680.00 |
| 2 8X8 ROLL UP GARAGE DOORS END INSTALL | $ 1,200.00 |
| WALK DOOR | $ 310.00 |
| 2 WINDOWS | $ 400.00 |

*Balance must be PAID in full at the time of installation*
Only Payment Methods Acceptable: Cash, Money Order, Cashier's Check.
Payments with Visa or MasterCard may be subject to a convenience fee.
**THIS CONTRACT IS SUBJECT TO THE TERMS AND CONDITIONS ON THE REVERSE SIDE.**
By signing below, this becomes a binding contract between the Seller and the Named Buyer.
All down payments are NON-REFUNDABLE

Customer Signature: Tiffany Chapman Date: Apr 30 2020

with customer present at time of installation, customer will sign below to signify acceptance of unit as installed.

| Customer Signature | Date | Office Approved | Date |
|---|---|---|---|

Down Payment is based on Subtotal

| | | |
|---|---|---|
| Price | | $ 8,520.00 |
| Doc Fee | + | $ 0.00 |
| Tax 6 % | + | $ 532.50 |
| Total | = | $ 9,052.50 |
| Deposit 17 % | - | -$ 1,448.40 |
| Extra Labor | + | $ 0.00 |
| Drawings | + | $ 0.00 |
| Balance Due | = | $ 7,604.10 |
| Card Fee 0% | | 0.00 |
| **Card Balance Due** | | 0.00 |

Office Use

ALL ORDERS COD

Zoho Sign Document ID: 4XFRF9XNA9EBUSQZ9ZBXM0WPQNWC0CUKL3PT2SIRHQ

# TERMS AND CONDITIONS OF SALE & WARRANTIES

**Termination:** Seller reserves the right to cancel this contract at any time prior to installation of product with any given notice.

**Prices:** Published prices by Seller are subject to change without notice. Contract is not honored and accepted until Seller signs this contract. Seller has the right to correct any errors made by Dealer on this contract.

**Payments:** Buyer is only required to pay a deposit of 10% of Sale Price at the time of purchase. If buyer cancels order, Dealer has the authority to decide whether to refund 10% deposit to Buyer. Midwest Steel Carports will not be responsible for refunds of the Buyer's deposits collected by the Dealer. In addition, there shall not be refunds on special orders. If Buyer pays an amount exceeding the required 10% deposit, Seller will not process order until the excess funds are distributed to the Seller. The remaining balance will be due at installation. If Buyer fails to make payment within two (2) weeks of delivery, Midwest Steel Carports has the right and the Buyer's permission to repossess building and Buyer will be liable for all applicable charges and fees for setup, delivery, and any legal fees incurred by Midwest Steel Carports. **Unit will remain Midwest Steel Carports' property until paid for in full.** Any payment made by check must have sufficient funds available. If check is returned NSF, Buyer will be responsible and charged for any additional fees or penalties incurred by Midwest Steel Carports.

**Delivery & Installation:** Before installation, call MISS DIG to make any underground cables, gas lines, or utility lines. Midwest Steel Carports will not be responsible for any damages to utilities if lines are not marked. Buyer is responsible for obtaining all necessary permits prior to installation of the unit. Ground must be level and cleared of any obstacles prior to installation or unit will NOT be installed. If installers are required to cut frame to level, dig, carry material long distances, or install with obstacles in the way, Buyer will be charged an additional labor fee. The labor fee should be quoted and accepted by Buyer prior to proceeding with the task. If Buyer is unhappy with the quote, please call the office. Midwest Steel Carports will commit to deliver and install units within twenty (20) days after contract has been received and signed by the Seller. Dates for installation are estimates only. Midwest Steel Carports will not be held responsible for changes in delivery dates due to circumstances out of the Seller's control (i.e., accidents, weather, unexpected events, etc.) Buyer understands that base rail is only attached to the ground by anchors and agrees that Buyer may experience water leakage under the base rail. *Self installation is not warrantied.*

**Limited Warranty:** All warranties take effect from the completion date of unit installation.

a. *Seller warrants 12 Gauge units only for framing material against rust-through, assuming normal user care and maintenance. Warranty is only good for 20 years from the completion date of unit installation.*

b. *Seller warrants 14 Gauge units only for framing material against rust-through, assuming normal user care and maintenance. Warranty is only good for 7 years from the completion date of unit installation.*

c. *Roofing and siding panels WILL NOT crack, check, or peel (lose adhesion) for forty (40) years, but this does not include minute fracturing, which may occur in proper fabrication of the building parts. Failure due to substrate corrosion is excluded.*

   *Color change shall be measured on an exposed painted surface that has been cleaned of surface soils and chalk, and the corresponding values measured on the original or unexposed painted surface. It is understood that fading or color changes may not be uniform, if the surfaces are not equally exposed to the sun and elements.*

   *Our LIMITED WARRANTY DOES NOT APPLY to circumstances which we do not control, including:*

   1) *Acts of GOD, falling objects, explosions, fire, or other such similar or dissimilar occurrences beyond Midwest Steel Carports' control;*
   2) *Unusual, harmful fumes or foreign substrates in the atmosphere, standing water, or salt spray;*
   3) *Stored or installed in a way that allows for contact with animals or animal waste.*

d. *Buyer has one (1) year after completion of installation to report any defects due to bad workmanship assuming normal user care and maintenance. Any movements, alterations or modifications to unit including exterior and interior modifications and running electricity and plumbing, or abuse of unit, WILL void all such limited warranty. Seller does not warranty any unit installed by a non-Midwest Steel Carports' approved contractor.*

e. *Wind warranty will be given to units when* ***required*** *amount of optional anchors are purchased. See Dealer for required anchors on a specific wind warranty. Non-factory anchors used will NOT warrant your unit in any extent. If required amount of anchors are not able to be installed due to any circumstance beyond Midwest Steel Carports' control, wind warranty will be void. Units with a sidewall of 10 foot or higher will need extra support. Ask Dealer salesperson for options and requirements.*

***Seller only makes warranties stated on this contract.***

***Midwest Steel Carports will not be liable for any type of damages including incidental or consequential damages to Buyer or Third Party.***

Carport CENTRAL

Tiffany Chapman
159 Main Street
Haydenville MA 01039

# STRUCTURAL DESIGN

# ENCLOSED BUILDING

## MAXIMUM 32'- 0" WIDE X 22'- 0" EAVE HEIGHT BOX EAVE FRAME AND BOW FRAME

**18 April 2019**
**Revision 3**
**M&A Project No. 17260S/17292S/18254S/19039S**

**Prepared for:**

**Carport Central, Inc.**
**737 South Main Street**
**Mt. Airy, NC 27030**

**Prepared by:**

**Moore and Associates Engineering and Consulting, Inc.**

**1009 East Avenue**
**North Augusta, SC 29841**

**401 S. Main Street, Suite 200**
**Mt. Airy, NC 27030**

MOORE AND ASSOCIATES
ENGINEERING AND CONSULTING

***CarportCentral Authorized Manufacturer Or Customer Use Only***

STATE OF MAINE
WAYNE S. MOORE
No. 15321
4/22/19
LICENSED
PROFESSIONAL ENGINEER

WAYNE SHERIDAN MOORE, JR.
REGISTERED
21776
4/22/19
STATE OF
WEST VIRGINIA
PROFESSIONAL ENGINEER

NEW JERSEY
MOORE
AND
ASSOCIATES, INC.
No. 4030809243
CERTIFICATE OF AUTHORIZATION

4/22/19

STATE OF VERMONT
WAYNE SHERIDAN MOORE
4/22/19
NO 018 0132450
STRUCTURAL
LICENSED
PROFESSIONAL ENGINEER

WAYNE S. MOORE
REGISTERED
PE11600621
4/22/19
STATE OF
INDIANA
PROFESSIONAL ENGINEER

WAYNE SHERIDAN MOORE
LICENSED
25235
4/22/19
KANSAS
PROFESSIONAL ENGINEER

WAYNE S. MOORE
LICENSE
No. 21412
4/22/19
DELAWARE
PROFESSIONAL ENGINEER

STATE OF CONNECTICUT
WAYNE S. MOORE
No. 32581
LICENSED
PROFESSIONAL ENGINEER
4/22/19

PROFESSIONAL STRUCTURAL ENGINEER
WAYNE SHERIDAN
MOORE, JR.
E-16765
STATE OF NEBRASKA
4/22/19

COMMONWEALTH OF
REGISTERED
PROFESSIONAL
WAYNE SHERIDAN MOORE
4/22/19
ENGINEER
PE082820
PENNSYLVANIA

COMMONWEALTH OF MASSACHUSETTS
WAYNE S.
MOORE
STRUCTURAL
No. 52896
REGISTERED
PROFESSIONAL ENGINEER
4/22/19

COMMONWEALTH OF VIRGINIA
WAYNE S. MOORE
Lic. No. 051637
4/22/19
PROFESSIONAL ENGINEER

STATE OF MISSOURI
WAYNE S.
MOORE
4/22/19
NUMBER
PE-2016030730
PROFESSIONAL ENGINEER

STATE OF OHIO
WAYNE 4/22/19
S.
MOORE
E-61988
REGISTERED
PROFESSIONAL ENGINEER

STATE OF MICHIGAN
WAYNE
SHERIDAN
MOORE, JR.
ENGINEER
No.
6201065442
LICENSED PROFESSIONAL ENGINEER
4/22/19

COLORADO LICENSED
WAYNE SHERIDAN MOORE
0051429
4/22/19
PROFESSIONAL ENGINEER

LICENSED PROFESSIONAL ENGINEER
WAYNE S.
MOORE
4/22/19
28856
OKLAHOMA

STATE OF MARYLAND
WAYNE S. MOORE
No. 49744
PROFESSIONAL ENGINEER
4/22/19

**Professional Certification.**
I hereby certify that these documents were prepared or approved by me, and that I am a duly licensed professional engineer under the laws of the State of Maryland, License No. 49744, Expiration Date 6/6/20

***Carport Central Authorized Manufacturer Or Customer Use Only***

| | | | | |
|---|---|---|---|---|
| MOORE AND ASSOCIATES ENGINEERING AND CONSULTING, INC. | DRAWN BY: SLH | Tiffany Chapman 159 Main Street Haydenville MA 01039 | | |
| | CHECKED BY: PDH | | | |
| THIS DOCUMENT IS THE PROPERTY OF MOORE AND ASSOCIATES ENGINEERING AND CONSULTING. THE UNAUTHORIZED REPRODUCTION, COPYING, OR OTHERWISE USE OF THIS DOCUMENT IS STRICTLY PROHIBITED AND ANY INFRINGEMENT THEREUPON MAY BE SUBJECT TO LEGAL ACTION. | PROJECT MGR: WSM | DATE: 4-18-19 | SCALE: NTS | JOB NO: 17260S/ 17292S/18254S/19039S |
| | CLIENT: CARPORT CENTRAL | SHT. 1 | DWG. NO: SK-3 | REV.: 3 |

WAYNE S. MOORE
LICENSED PROFESSIONAL ENGINEER
54715
4/22/19
STATE OF MINNESOTA

I hereby certify that this plan, specification, or report was prepared by me or under my direct supervision and that I am a duly Licensed Professional Engineer under the laws of the state of Minnesota.
Signature:
Typed or Printed Name: WAYNE S. MOORE
Date: 4/22/19 License Number: 54715

WAYNE S. MOORE
REGISTERED ENGINEER
AGRICULTURE
4/22/19
COMMERCE
No. 102025
STATE OF TENNESSEE

WAYNE SHERIDAN MOORE
No. 12395
4/22/19
REGISTERED
PROFESSIONAL ENGINEER
(STRUCTURAL)

GEORGIA
REGISTERED
No. 24069
PROFESSIONAL
4/22/19
ENGINEER
WAYNE S. MOORE

STATE OF KENTUCKY
WAYNE S.
MOORE
4/22/19
30617
LICENSED
PROFESSIONAL ENGINEER

STATE OF TEXAS
WAYNE S. MOORE
120644
LICENSED
PROFESSIONAL ENGINEER
4/22/19

STATE OF NEW YORK
WAYNE SHERIDAN MOORE
4/22/19
096986
LICENSED PROFESSIONAL ENGINEER

NORTH CAROLINA
Moore and Associates Engineering and Consulting, Inc.
No. C-3166
CERTIFICATE OF AUTHORIZATION

NORTH CAROLINA
PROFESSIONAL
SEAL
26784
4/22/19
ENGINEER
WAYNE S. MOORE

SOUTH CAROLINA
MOORE
AND
ASSOCIATES, INC.
No. C02968
CERTIFICATE OF AUTHORIZATION

ALABAMA
LICENSED
No. 33416-E
PROFESSIONAL
4/22/19
ENGINEER
WAYNE SHERIDAN MOORE, JR.

WAYNE SHERIDAN MOORE, JR.
LICENSED PROFESSIONAL
ENGINEER
4/22/19
27323
STATE OF MISSISSIPPI

WAYNE SHERIDAN MOORE
NEW MEXICO
23734
4/22/19
PROFESSIONAL ENGINEER

SOUTH CAROLINA
REGISTERED PROFESSIONAL ENGINEER
No. 18604
4/22/19
WAYNE S. MOORE

STATE OF ARKANSAS
LICENSED
PROFESSIONAL
ENGINEER
No. 17214
WAYNE SHERIDAN MOORE, JR.
4/22/19

STATE OF LOUISIANA
WAYNE SHERIDAN MOORE
License No. 40931
4/22/19
PROFESSIONAL ENGINEER

I HAVE RESEARCHED THIS CHAPTER AND THE LOUISIANA STATE UNIFORM CONSTRUCTION CODE AND TO THE BEST OF MY KNOWLEDGE AND BELIEF, THESE DRAWINGS ARE IN COMPLIANCE THEREWITH. I TAKE FULL RESPONSIBILITY FOR THE CONTENTS OF THESE PLANS.

***Carport Central Authorized Manufacturer Or Customer Use Only***

MOORE AND ASSOCIATES
ENGINEERING AND CONSULTING, INC.

THIS DOCUMENT IS THE PROPERTY OF MOORE AND ASSOCIATES ENGINEERING AND CONSULTING. THE UNAUTHORIZED REPRODUCTION, COPYING, OR OTHERWISE USE OF THIS DOCUMENT IS STRICTLY PROHIBITED AND ANY INFRINGEMENT THEREUPON MAY BE SUBJECT TO LEGAL ACTION.

| | | | |
|---|---|---|---|
| DRAWN BY: SLH | Tiffany Chapman<br>159 Main Street<br>Haydenville MA 01039 | | |
| CHECKED BY: PDH | | | |
| PROJECT MGR: WSM | DATE: 4-18-19 | SCALE: NTS | JOB NO: 17260S/ 17292S/18254S/19039S |
| CLIENT: CARPORT CENTRAL | SHT. 1A | DWG. NO: SK-3 | REV: 3 |

STATE OF NEW HAMPSHIRE
WAYNE S. MOORE
No. 15496
LICENSED
PROFESSIONAL ENGINEER
4/22/19

***CarportCentral Authorized Manufacturer Or Customer Use Only***

| | | | |
|---|---|---|---|
| MOORE AND ASSOCIATES ENGINEERING AND CONSULTING, INC. | DRAWN BY: SLH | Tiffany Chapman 159 Main Street Haydenville MA 01039 | |
| | CHECKED BY: PDH | | |
| THIS DOCUMENT IS THE PROPERTY OF MOORE AND ASSOCIATES ENGINEERING AND CONSULTING. THE UNAUTHORIZED REPRODUCTION, COPYING, OR OTHERWISE USE OF THIS DOCUMENT IS STRICTLY PROHIBITED AND ANY INFRINGEMENT THEREUPON MAY BE SUBJECT TO LEGAL ACTION. | PROJECT MGR: WSM | DATE: 4-18-19 | SCALE: NTS | JOB NO: 17260S/17292S/18254S/19039S |
| | CLIENT: CARPORT CENTRAL | SHT. 1B | DWG. NO: SK-3 | REV.: 3 |

# INSTALLATION NOTES AND SPECIFICATIONS

1 DESIGN IS FOR MAXIMUM 32'-0" WIDE x 22'-0" EAVE HEIGHT ENCLOSED STRUCTURES

2 DESIGN WAS DONE IN ACCORDANCE WITH THE 2018 NORTH CAROLINA BUILDING CODE, 2018 INTERNATIONAL BUILDING CODE (IBC), 2006 (IBC), 2009 IBC, 2012 IBC AND 2015 IBC

3 DESIGN LOADS ARE AS FOLLOWS:

A) DEAD LOAD = 15 PSF
B) LIVE LOAD = 20 PSF
C) GROUND SNOW LOAD = 30 PSF (≤ 26'), WITH U-CHANNEL RAFTER TIE
= 35 PSF (≤ 32'), WITH WELDED RAFTER TIE TO SINGLE TS
= 45 PSF (≤ 30'), WITH WELDED RAFTER TIE TO SINGLE TS
= 65 PSF (≤ 30'), WITH WELDED RAFTER TIE TO SINGLE TS @ 4'-0" OC
= 70 PSF (≤ 32'), WITH DOUBLE TUBE RAFTER @ 4'-0" OC
= 90 PSF (≤ 32'), WITH LACED TUBE RAFTER @ 4'-0" OC
(UNBALANCED SNOW LOADS DUE TO DRIFTING HAVE NOT BEEN EVALUATED)

4 LOW ULTIMATE WIND SPEED (LW) 115 TO 150 MPH (NOMINAL WIND SPEED 89 TO 116 MPH): MAXIMUM RAFTER/POST AND END POST SPACING = 50 FEET

5 HIGH ULTIMATE WIND SPEED (HW) 151 TO 155 MPH (NOMINAL WIND SPEED 117 TO 120 MPH): MAXIMUM RAFTER/POST AND END POST SPACING = 40 FEET

6 END WALL COLUMN/POSTS ARE EQUIVALENT TO SIDE WALL COLUMN/POSTS IN SIZE AND SPACING (UNLESS NOTED OTHERWISE)

7 LOW HAZARD RISK CATEGORY I & II

8 WIND EXPOSURE CATEGORY B OR C

9 SPECIFICATIONS APPLICABLE TO 29 GAUGE METAL PANELS FASTENED DIRECTLY TO 2 1/4" x 2 1/4" - 12 GAUGE TUBE STEEL (TS) FRAMING MEMBERS (UNLESS NOTED OTHERWISE)

10 AVERAGE FASTENER SPACING ON-CENTERS ALONG RAFTERS OR HAT CHANNELS, AND COLUMNS (INTERIOR OR END) = 10" OC (MAX)

11 FASTENERS CONSIST OF #12-14x3/4" SELF-DRILLING FASTENER (SDF), USE CONTROL SEAL WASHER W/ EXTERIOR FASTENERS SPECIFICATIONS APPLICABLE ONLY FOR MEAN ROOF HEIGHT OF 20 FEET OR LESS, AND ROOF SLOPES OF 14° (3:12 PITCH) OR LESS SPACING REQUIREMENTS FOR OTHER ROOF HEIGHTS AND/OR SLOPES MAY VARY

12 ANCHORS SHALL BE INSTALLED THROUGH BASE RAIL WITHIN 6" OF EACH RAFTER COLUMN ALONG SIDES

13 STANDARD GROUND ANCHORS (SOIL NAILS) CONSIST OF #4 REBAR W/ WELDED NUT x 30" LONG SOIL NAILS MAY BE USED FOR WIND SPEEDS ≤ 145 MPH AND IN SUITABLE SOIL CONDITIONS. OPTIONAL ANCHORAGE MAY BE USED IN SUITABLE SOILS AND MUST BE USED FOR WIND SPEEDS > 145 MPH AND/OR IN UNSUITABLE SOILS AS NOTED

14 WIND FORCES GOVERN OVER SEISMIC FORCES. SEISMIC PARAMETERS ANALYZED ARE:
SOIL SITE CLASS = D
RISK CATEGORY I/II/III
$R = 3.25$ $I_E = 1.0$
$S_{DS} = 2.039$ $V = C_S W$
$S_{D1} = 1.258$

***CarportCentral Authorized Manufacturer Or Customer Use Only***

| | | | | |
|---|---|---|---|---|
| MOORE AND ASSOCIATES ENGINEERING AND CONSULTING, INC. | DRAWN BY: SLH | Tiffany Chapman 159 Main Street Haydenville MA 01039 | | |
| | CHECKED BY: PDH | | | |
| THIS DOCUMENT IS THE PROPERTY OF MOORE AND ASSOCIATES ENGINEERING AND CONSULTING. THE UNAUTHORIZED REPRODUCTION, COPYING, OR OTHERWISE USE OF THIS DOCUMENT IS STRICTLY PROHIBITED AND ANY INFRINGEMENT THEREUPON MAY BE SUBJECT TO LEGAL ACTION. | PROJECT MGR: WSM | DATE: 4-18-19 | SCALE: NTS | JOB NO: 17260S/ 17292S/18254S/19039S |
| | CLIENT: CARPORT CENTRAL | SHT. 3 | DWG. NO: SK-3 | REV.: 3 |

## BOX EAVE FRAME RAFTER STRUCTURE (Sheets 4A, 4B, 4C, 4D, 4E, 4F, 4G, 4H, 5A, 5B, 5C, 5D, 5E, 5F, 8A, 8B, 9, 11, 12, 13, 14 AND 16)

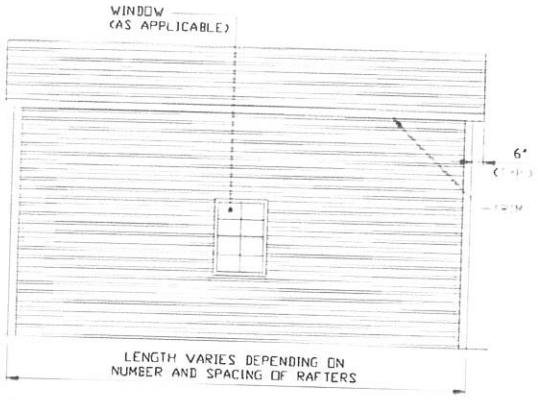


TYPICAL SIDE ELEVATION-HORIZONTAL ROOF
SCALE: NTS

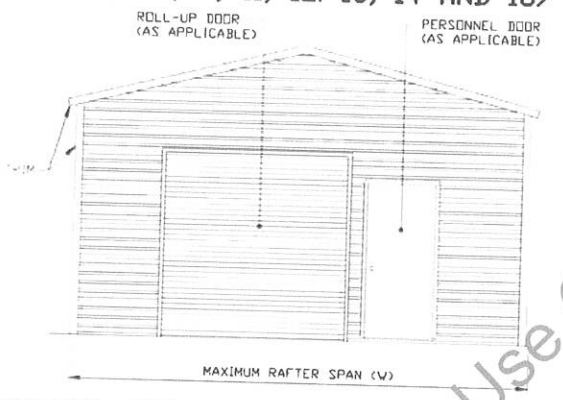


TYPICAL END ELEVATION-HORIZONTAL ROOF
SCALE: NTS

## BOW FRAME RAFTER STRUCTURE (Sheets 6A, 6B, 6C, 6D, 7A, 7B, 7C, 7D, 7E, 7F, 8A, 8B, 10, 11, 12, 13 AND 15)

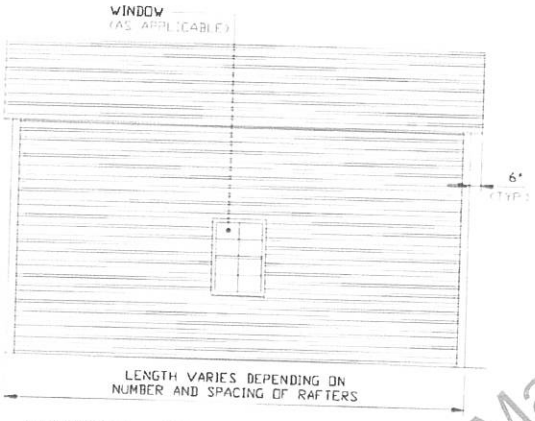


TYPICAL SIDE ELEVATION
SCALE: NTS

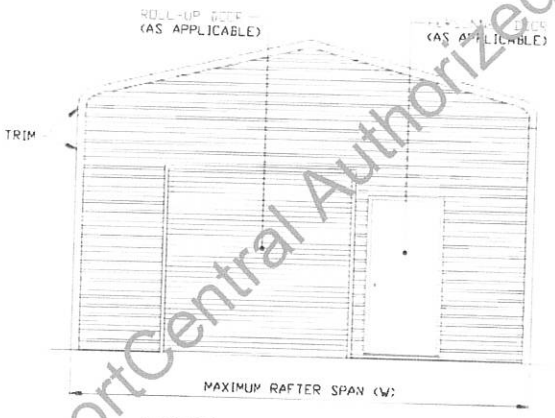


TYPICAL END ELEVATION
SCALE: NTS

***CarportCentral Authorized Manufacturer Or Customer Use Only***

| | | | | |
|---|---|---|---|---|
| MOORE AND ASSOCIATES ENGINEERING AND CONSULTING, INC. | DRAWN BY: SLH | Tiffany Chapman 159 Main Street Haydenville MA 01039 | | |
| | CHECKED BY: PDH | | | |
| THIS DOCUMENT IS THE PROPERTY OF MOORE AND ASSOCIATES ENGINEERING AND CONSULTING. THE UNAUTHORIZED REPRODUCTION, COPYING, OR OTHERWISE USE OF THIS DOCUMENT IS STRICTLY PROHIBITED AND ANY INFRINGEMENT THEREUPON MAY BE SUBJECT TO LEGAL ACTION. | PROJECT MGR: WSM | DATE: 4-18-19 | SCALE: NTS | JOB NO: 17260S/ 17292S/18254S/19039S |
| | CLIENT: CARPORT CENTRAL | SHT. 3A | DWG. NO: SK-3 | REV.: 3 |

# EXPOSURE B

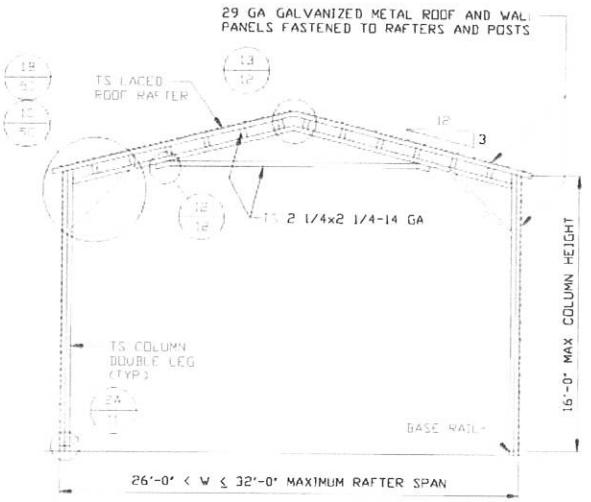


TYPICAL RAFTER/COLUMN END FRAME SECTION
SCALE: NTS

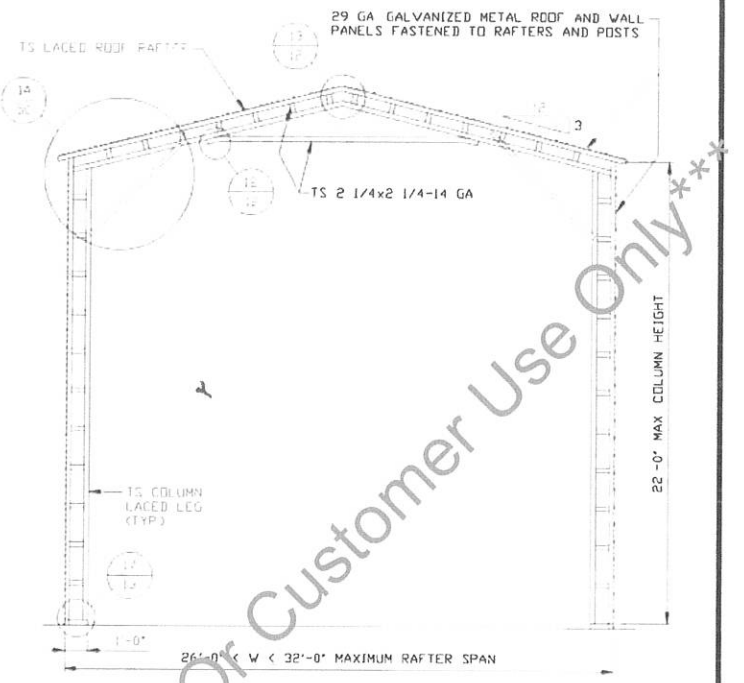


TYPICAL RAFTER/COLUMN END FRAME SECTION
SCALE: NTS

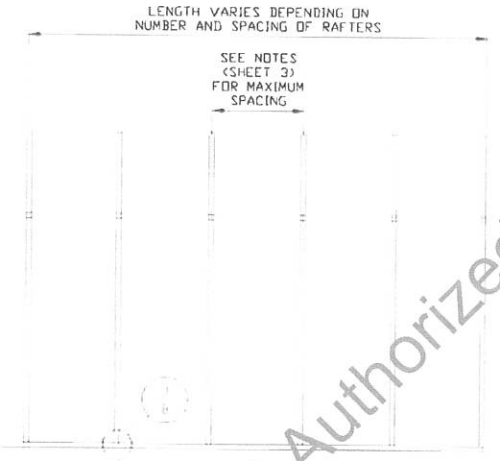


TYPICAL RAFTER/COLUMN END FRAME SECTION
SCALE: NTS

***CarportCentral Authorized Manufacturer Or Customer Use Only***

| | | | | |
|---|---|---|---|---|
| MOORE AND ASSOCIATES ENGINEERING AND CONSULTING, INC. | DRAWN BY: SLH | Tiffany Chapman 159 Main Street Haydenville MA 01039 | | |
| | CHECKED BY: PDH | | | |
| THIS DOCUMENT IS THE PROPERTY OF MOORE AND ASSOCIATES ENGINEERING AND CONSULTING. THE UNAUTHORIZED REPRODUCTION, COPYING, OR OTHERWISE USE OF THIS DOCUMENT IS STRICTLY PROHIBITED AND ANY INFRINGEMENT THEREUPON MAY BE SUBJECT TO LEGAL ACTION. | PROJECT MGR: WSM | DATE: 4-18-19 | SCALE: NTS | JOB NO: 17260S/ 17292S/18254S/19039S |
| | CLIENT: CARPORT CENTRAL | SHT. 4D | DWG. NO: SK-3 | REV.: 3 |

# EXPOSURE B

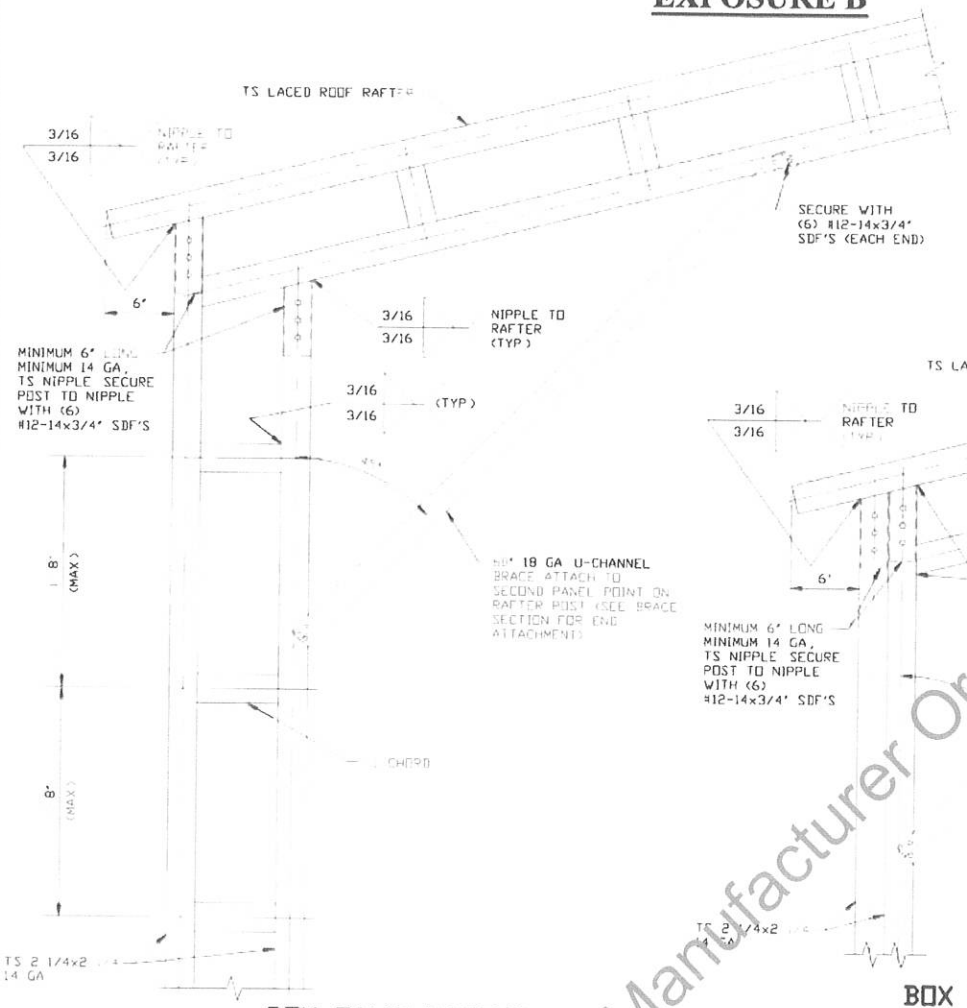


1A BOX EAVE RAFTER COLUMN CONNECTION DETAIL FOR HEIGHT 16'-0" < W ≤ 22'-0"

SCALE: NTS

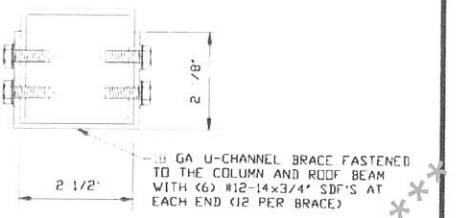


BRACE SECTION

SCALE: NTS

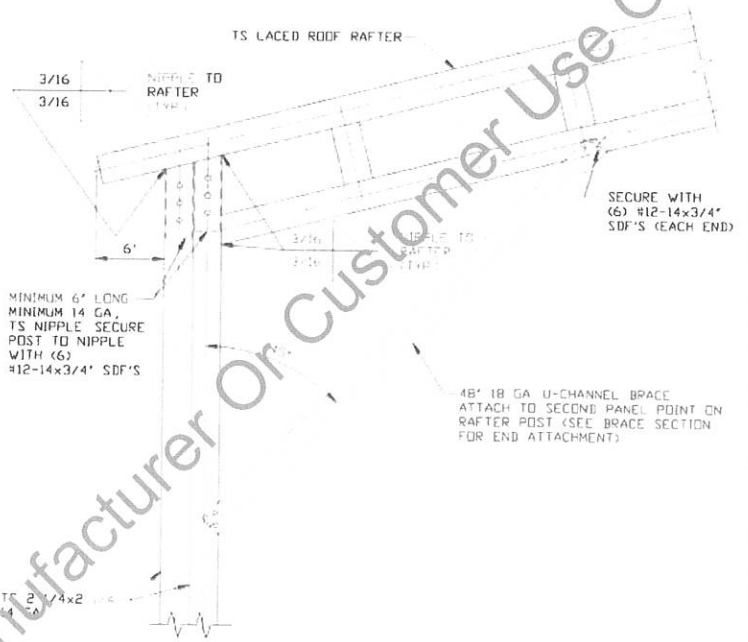


1B BOX EAVE RAFTER COLUMN CONNECTION DETAIL FOR HEIGHT 12'-0" < W ≤ 16'-0"

SCALE: NTS

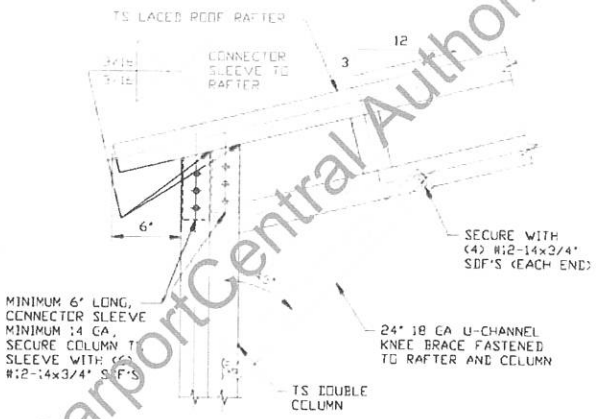


1C BOX EAVE RAFTER COLUMN CONNECTION DETAIL FOR HEIGHT ≤ 12'-0"

SCALE: NTS

***CarportCentral Authorized Manufacturer Or Customer Use Only***

| | | | | |
|---|---|---|---|---|
| MOORE AND ASSOCIATES ENGINEERING AND CONSULTING, INC. | DRAWN BY: SLH | Tiffany Chapman 159 Main Street Haydenville MA 01039 | | |
| | CHECKED BY: PDH | | | |
| THIS DOCUMENT IS THE PROPERTY OF MOORE AND ASSOCIATES ENGINEERING AND CONSULTING. THE UNAUTHORIZED REPRODUCTION, COPYING, OR OTHERWISE USE OF THIS DOCUMENT IS STRICTLY PROHIBITED AND ANY INFRINGEMENT THEREUPON MAY BE SUBJECT TO LEGAL ACTION. | PROJECT MGR: WSH | DATE: 4-18-19 | SCALE: NTS | JOB NO: 17260S/ 17292S/18254S/19039S |
| | CLIENT: CARPORT CENTRAL | SHT. 5C | DWG. NO: SK-3 | REV.: 3 |

# EXPOSURE C

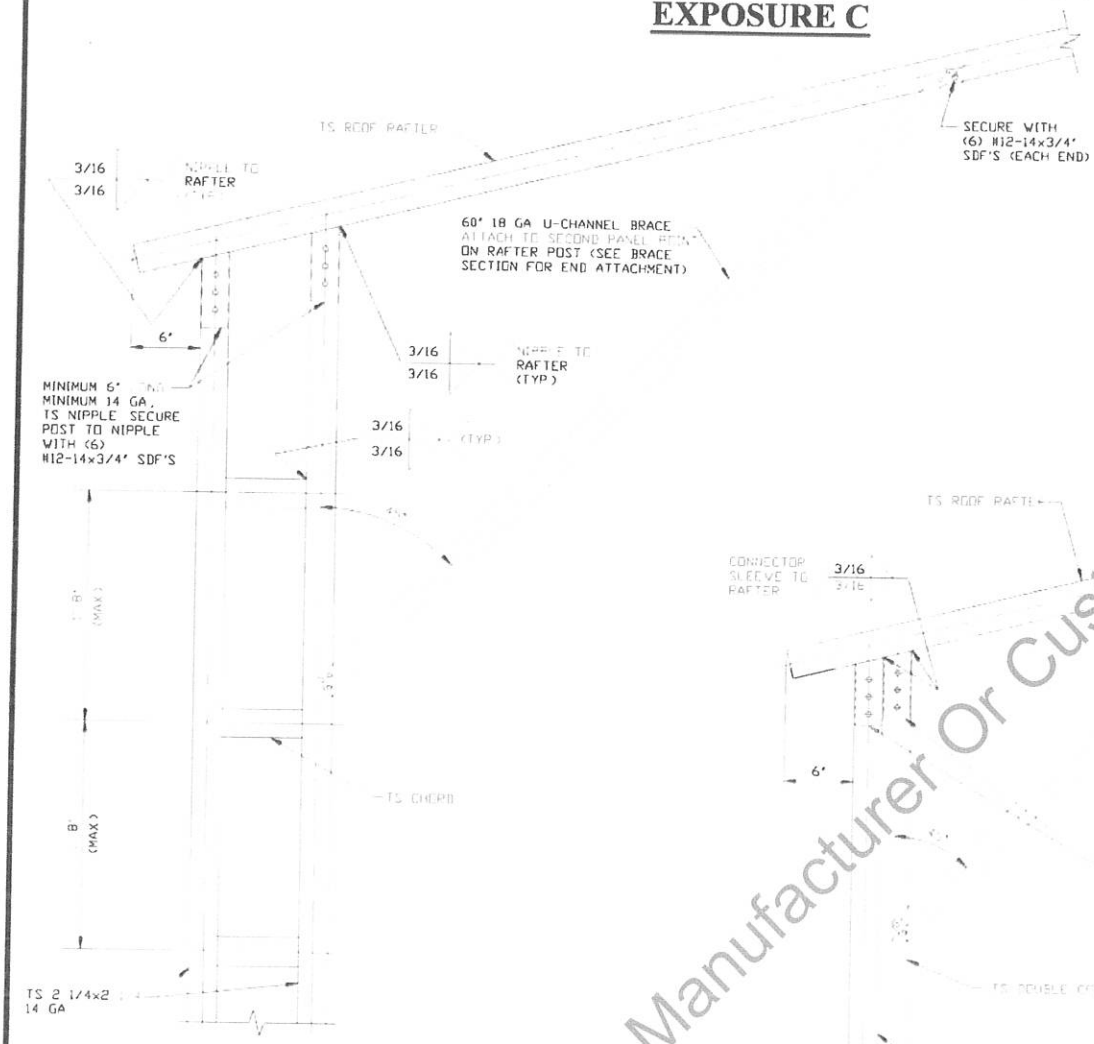


1A BOX EAVE RAFTER COLUMN CONNECTION DETAIL FOR HEIGHTS 14'-0" < TO ≤ 22'-0"

SCALE: NTS

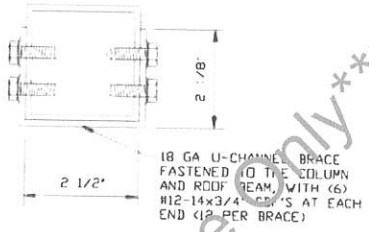


BRACE SECTION

SCALE: NTS

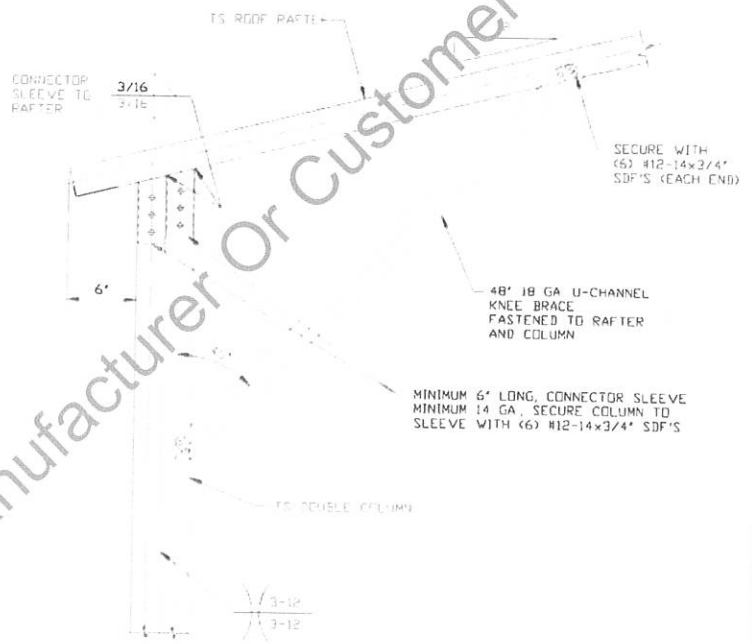


1B BOX EAVE RAFTER COLUMN CONNECTION DETAIL FOR HEIGHTS 12'-0" < TO ≤ 14'-0"

SCALE: NTS

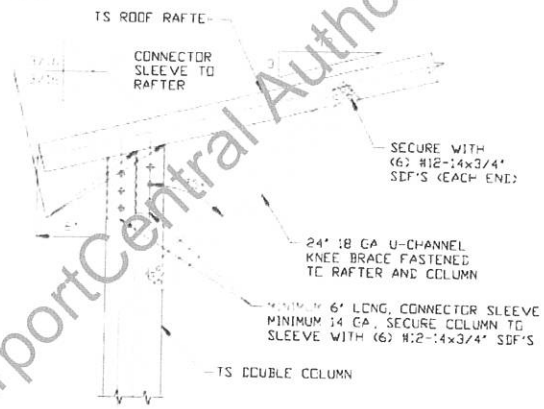


1C BOX EAVE RAFTER COLUMN CONNECTION DETAIL FOR HEIGHTS ≤ 12'-0"

SCALE: NTS

***CarportCentral Authorized Manufacturer Or Customer Use Only***

| | | | | |
|---|---|---|---|---|
| MOORE AND ASSOCIATES ENGINEERING AND CONSULTING, INC. | DRAWN BY: SLH | Tiffany Chapman 159 Main Street Haydenville MA 01039 | | |
| | CHECKED BY: PDH | | | |
| THIS DOCUMENT IS THE PROPERTY OF MOORE AND ASSOCIATES ENGINEERING AND CONSULTING. THE UNAUTHORIZED REPRODUCTION, COPYING, OR OTHERWISE USE OF THIS DOCUMENT IS STRICTLY PROHIBITED AND ANY INFRINGEMENT THEREUPON MAY BE SUBJECT TO LEGAL ACTION. | PROJECT MGR: WSM | DATE: 4-18-19 | SCALE: NTS | JOB NO: 17260S/ 17292S/18254S/19039S |
| | CLIENT: CARPORT CENTRAL | SHT. 5D | DWG. NO: SK-3 | REV.: 3 |

# EXPOSURE C

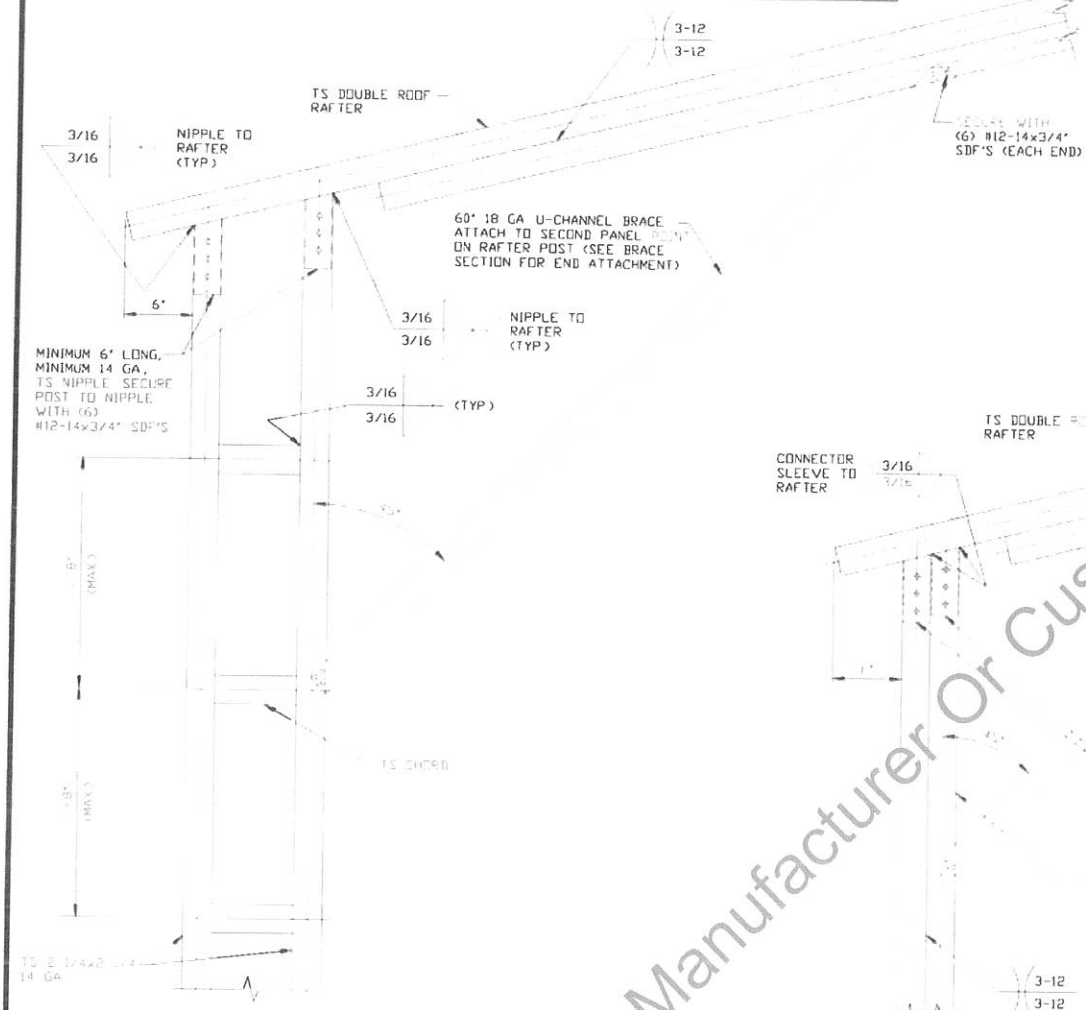


1A BOX EAVE RAFTER COLUMN CONNECTION DETAIL FOR HEIGHT 14'-0" < W ≤ 22'-0"

SCALE: NTS

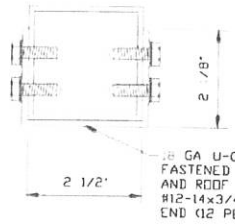


BRACE SECTION

SCALE: NTS

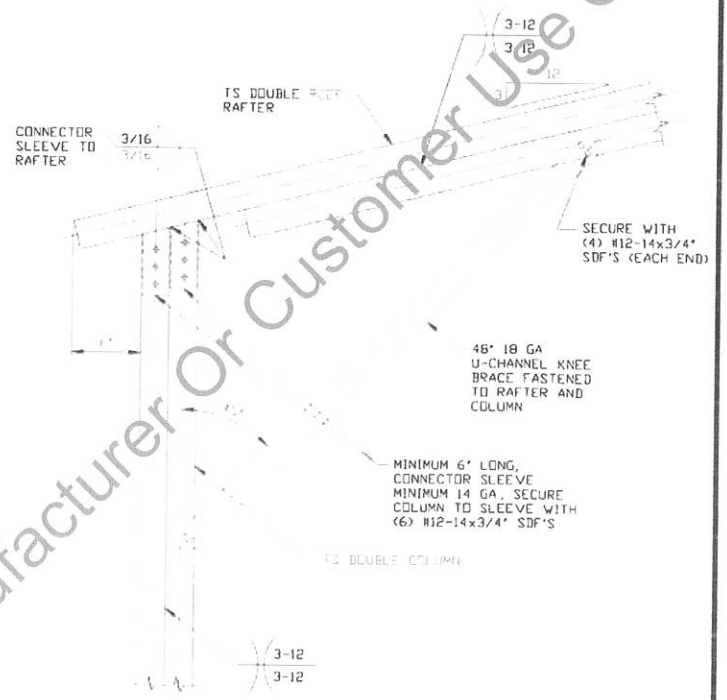


1B BOX EAVE RAFTER COLUMN CONNECTION DETAIL FOR HEIGHT 12'-0" < W ≤ 14'-0"

SCALE: NTS




1C BOX EAVE RAFTER COLUMN CONNECTION DETAIL FOR HEIGHT ≤ 12'-0"

SCALE: NTS

***CarportCentral Authorized Manufacturer Or Customer Use Only***

| | | | | |
|---|---|---|---|---|
| MOORE AND ASSOCIATES ENGINEERING AND CONSULTING, INC. | DRAWN BY: SLH | Tiffany Chapman 159 Main Street Haydenville MA 01039 | | |
| | CHECKED BY: PDH | | | |
| THIS DOCUMENT IS THE PROPERTY OF MOORE AND ASSOCIATES ENGINEERING AND CONSULTING. THE UNAUTHORIZED REPRODUCTION, COPYING, OR OTHERWISE USE OF THIS DOCUMENT IS STRICTLY PROHIBITED AND ANY INFRINGEMENT THEREUPON MAY BE SUBJECT TO LEGAL ACTION. | PROJECT MGR: WSM | DATE: 4-18-19 | SCALE: NTS | JOB NO: 17260S/ 17292S/18254S/19039S |
| | CLIENT: CARPORT CENTRAL | SHT. 5E | DWG. NO: SK-3 | REV.: 3 |

# BASE RAIL ANCHORAGE OPTIONS

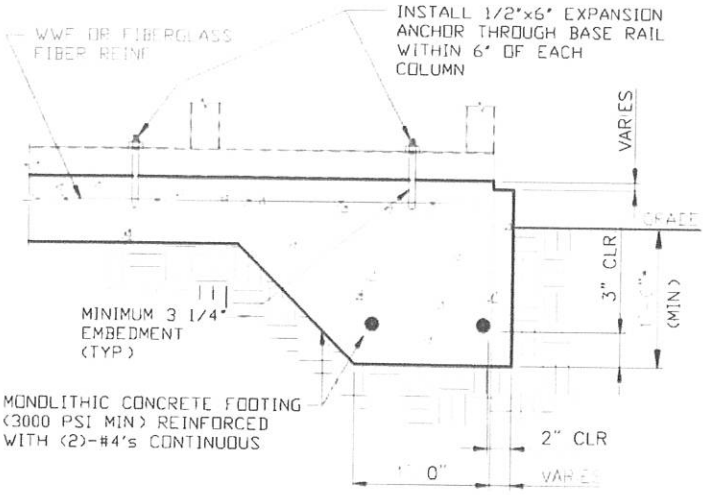


3A CONCRETE MONOLITHIC SLAB BASE RAIL ANCHORAGE
SCALE: NTS
(MINIMUM ANCHOR EDGE DISTANCE IS 4")
*COORDINATE WITH LOCAL CODES/ORD

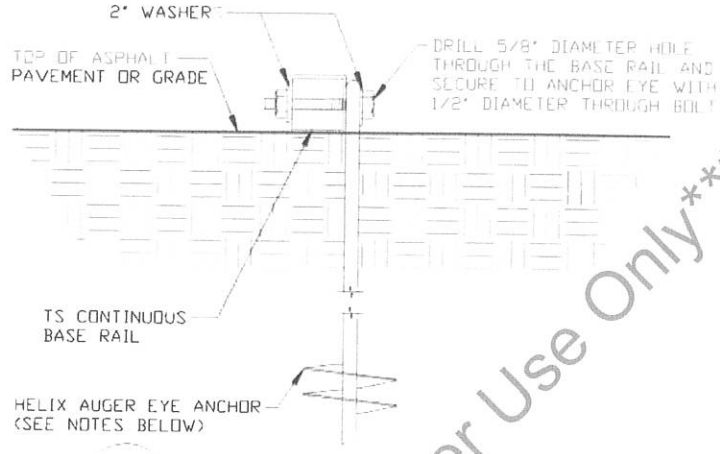


3B HELICAL AUGER ANCHORAGE
SCALE: NTS CAN BE USED FOR ASPHALT

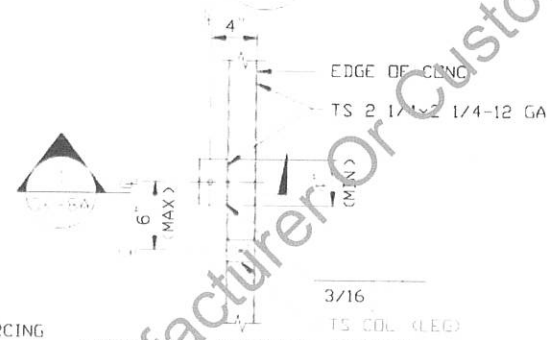


TYPICAL ANCHOR DETAIL WHEN BASE RAIL IS NEAR EDGE OF CONCRETE
SCALE: NTS

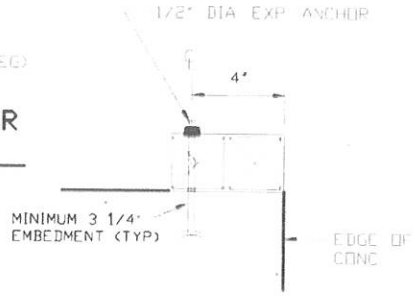


SECTION
SCALE: NTS

## GENERAL NOTES

NOTE: CONCRETE MONOLITHIC SLAB DESIGN BASED ON MINIMUM SOIL BEARING CAPACITY OF 1500 PSF

### CONCRETE:

CONCRETE SHALL HAVE A MINIMUM SPECIFIED COMPRESSIVE STRENGTH OF 3,000 PSI AT 28 DAYS

### COVER OVER REINFORCING STEEL:

FOR FOUNDATIONS, MINIMUM CONCRETE COVER OVER REINFORCING BARS SHALL BE PER ACI-318:
3" IN FOUNDATIONS WHERE THE CONCRETE IS CAST AGAINST AND PERMANENTLY IN CONTACT WITH THE EARTH OR EXPOSED TO THE EARTH OR WEATHER, AND 1 1/2" ELSEWHERE

### REINFORCING STEEL:

THE TURNDOWN REINFORCING STEEL SHALL BE ASTM A615 GRADE 60 THE SLAB REINFORCEMENT SHALL BE WELDED WIRE FABRIC MEETING ASTM A185 OR FIBERGLASS FIBER REINFORCEMENT

### REINFORCEMENT MAY BE BENT IN THE SHOP OR THE FIELD PROVIDED:

1 REINFORCEMENT IS BENT COLD
2 THE DIAMETER OF THE BEND, MEASURED ON THE INSIDE OF THE BAR, IS NOT LESS THAN SIX-BAR DIAMETERS
3 REINFORCEMENT PARTIALLY EMBEDDED IN CONCRETE SHALL NOT BE FIELD BENT

### HELICAL AUGER ANCHOR NOTES:

1 FOR VERY DENSE AND/OR CEMENTED SANDS, COARSE GRAVEL AND COBBLES, CALICHE, PRELOADED SILTS AND CLAYS, USE MINIMUM (2) 4" HELICES WITH MINIMUM 30" EMBEDMENT OR SINGLE 6" HELIX WITH MINIMUM 50" EMBEDMENT

2 FOR CORAL USE MINIMUM (2) 4" HELICES WITH MINIMUM 30" EMBEDMENT OR SINGLE 6" HELIX WITH MINIMUM 50" EMBEDMENT

3 FOR MEDIUM DENSE COARSE SANDS, SANDY GRAVELS, VERY STIFF SILTS, AND CLAYS USE MINIMUM (2) 4" HELICES WITH MINIMUM 30 INCH EMBEDMENT OR SINGLE 6" HELIX WITH MINIMUM 50" EMBEDMENT

4 FOR LOOSE TO MEDIUM DENSE SANDS, FIRM TO STIFF CLAYS AND SILTS ALLUVIAL FILL, USE MINIMUM (2) 6" HELICES WITH MINIMUM 50" EMBEDMENT

5 FOR VERY LOSE TO MEDIUM DENSE SANDS, FIRM TO STIFFER CLAYS AND SILTS, ALLUVIAL FILL, USE MINIMUM (2) 8" HELICES WITH MINIMUM 60" EMBEDMENT

*** Carport Central Authorized Manufacturer Or Customer Use Only ***

| | | | | |
|---|---|---|---|---|
| MOORE AND ASSOCIATES ENGINEERING AND CONSULTING, INC. | DRAWN BY: SLH | Tiffany Chapman 159 Main Street Haydenville MA 01039 | | |
| | CHECKED BY: PDH | | | |
| THIS DOCUMENT IS THE PROPERTY OF MOORE AND ASSOCIATES ENGINEERING AND CONSULTING. THE UNAUTHORIZED REPRODUCTION, COPYING, OR OTHERWISE USE OF THIS DOCUMENT IS STRICTLY PROHIBITED AND ANY INFRINGEMENT THEREUPON MAY BE SUBJECT TO LEGAL ACTION. | PROJECT MGR: WSM | DATE: 4-18-19 | SCALE: NTS | JOB NO: 17260S/ 17292S/18254S/19039S |
| | CLIENT: CARPORT CENTRAL | SHT. 8A | DWG. NO: SK-3 | REV.: 3 |

# BOX EAVE RAFTER END WALL AND SIDE WALL OPENINGS

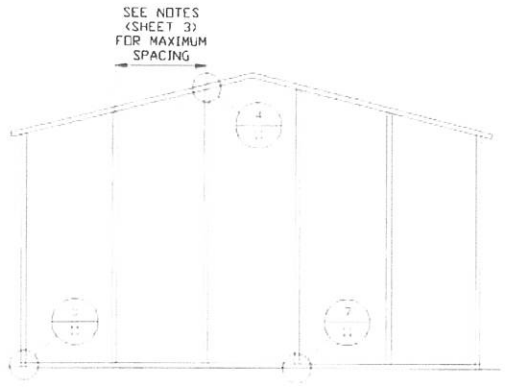


TYPICAL BOX EAVE RAFTER
END WALL FRAMING SECTION

SCALE: NTS

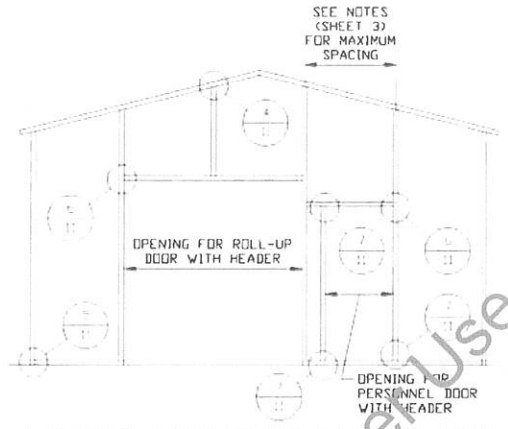


TYPICAL BOX EAVE RAFTER END
WALL OPENINGS FRAMING SECTION

SCALE: NTS

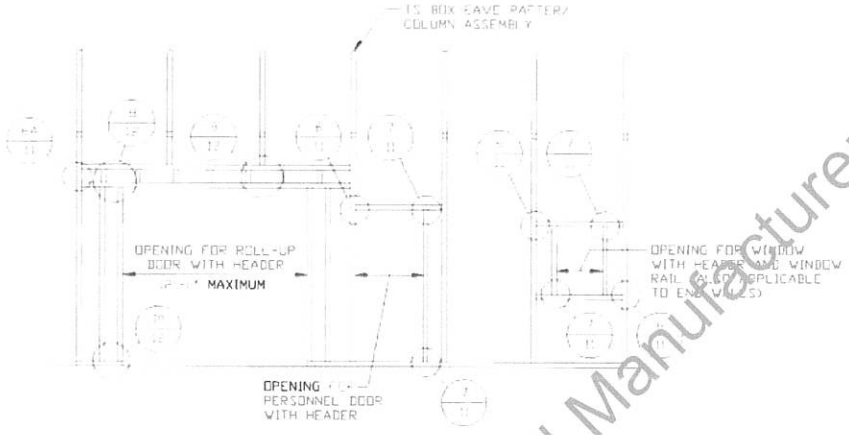


TYPICAL BOX EAVE RAFTER
SIDE WALL OPENINGS FRAMING SECTION

SCALE: NTS

***CarportCentral Authorized Manufacturer Or Customer Use Only***

| | | | | |
|---|---|---|---|---|
| MOORE AND ASSOCIATES ENGINEERING AND CONSULTING, INC. | DRAWN BY: SLH | Tiffany Chapman 159 Main Street Haydenville MA 01039 | | |
| | CHECKED BY: PDH | | | |
| THIS DOCUMENT IS THE PROPERTY OF MOORE AND ASSOCIATES ENGINEERING AND CONSULTING. THE UNAUTHORIZED REPRODUCTION, COPYING, OR OTHERWISE USE OF THIS DOCUMENT IS STRICTLY PROHIBITED AND ANY INFRINGEMENT THEREUPON MAY BE SUBJECT TO LEGAL ACTION. | PROJECT MGR: WSM | DATE: 4-18-19 | SCALE: NTS | JOB NO: 17260S/ 17292S/18254S/19039S |
| | CLIENT: CARPORT CENTRAL | SHT. 9 | DWG. NO: SK-3 | REV.: 3 |

# BOW AND BOX EAVE RAFTER WALL OPENING DETAILS

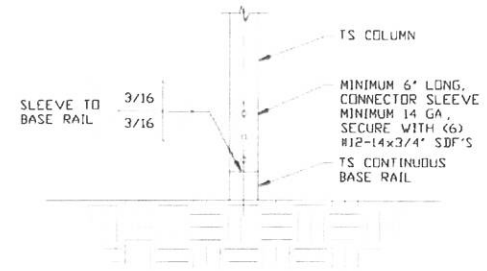


2 RAFTER COLUMN/BASE RAIL CONNECTION DETAIL
SCALE: NTS

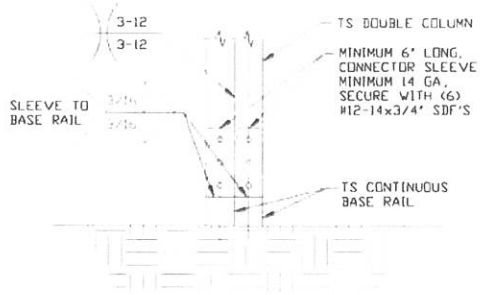


2A RAFTER COLUMN/BASE RAIL CONNECTION DETAIL

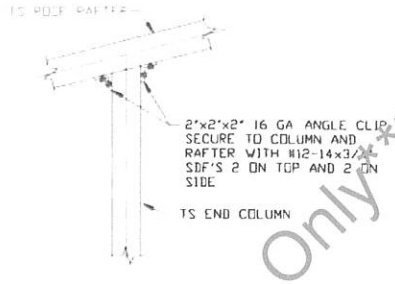


4 END COLUMN/RAFTER CONNECTION DETAIL
SCALE: NTS

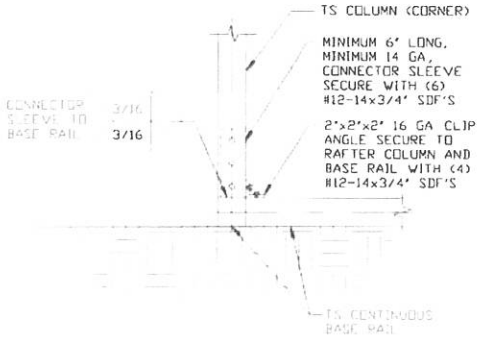


5 END COLUMN/BASE RAIL CONNECTION DETAIL
SCALE: NTS

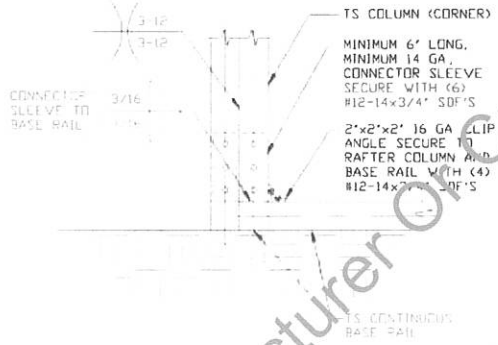


5A END COLUMN/BASE RAIL CONNECTION DETAIL
SCALE: NTS

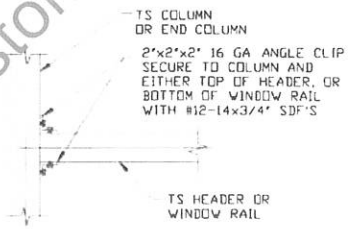


6 COLUMN OR WINDOW RAIL TO POST CONNECTION DETAIL
SCALE: NTS




6A COLUMN OR WINDOW RAIL TO POST CONNECTION DETAIL
SCALE: NTS

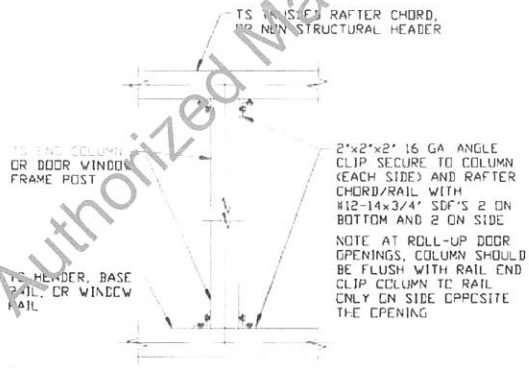


7 COLUMN TO HEADER, BASE RAIL, OR WINDOW RAIL CONNECTION DETAIL
SCALE: NTS

***Carport Central Authorized Manufacturer Or Customer Use Only***

| | | | | |
|---|---|---|---|---|
| MOORE AND ASSOCIATES ENGINEERING AND CONSULTING, INC. | DRAWN BY: SLH | Tiffany Chapman 159 Main Street Haydenville MA 01039 | | |
| | CHECKED BY: PDH | | | |
| THIS DOCUMENT IS THE PROPERTY OF MOORE AND ASSOCIATES ENGINEERING AND CONSULTING. THE UNAUTHORIZED REPRODUCTION, COPYING, OR OTHERWISE USE OF THIS DOCUMENT IS STRICTLY PROHIBITED AND ANY INFRINGEMENT THEREUPON MAY BE SUBJECT TO LEGAL ACTION. | PROJECT MGR: WSM | DATE: 4-18-19 | SCALE: NTS | JOB NO: 17260S/ 17292S/18254S/19039S |
| | CLIENT: CARPORT CENTRAL | SHT. 11 | DWG. NO: SK-3 | REV: 3 |

# BOW AND BOX EAVE RAFTER WALL OPENING DETAILS

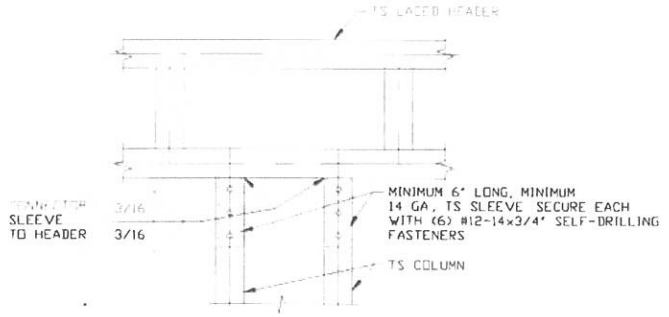


8 TRIPLE HEADER/COLUMN CONNECTION DETAIL
SCALE: NTS

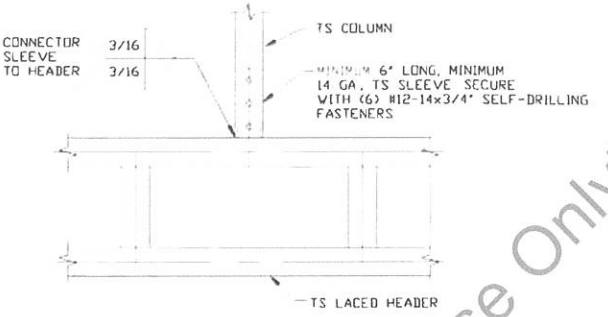


9 COLUMN/TRIPLE HEADER CONNECTION DETAIL
SCALE: NTS

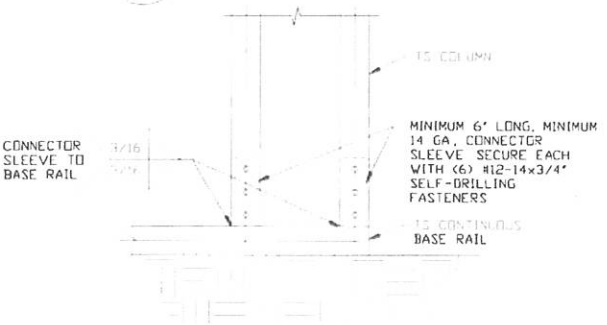


10 COLUMN/BASE RAIL CONNECTION DETAIL
SCALE: NTS




11 RAFTER TO CHORD CONNECTION DETAIL
SCALE: NTS




12 COLLAR TIE CONNECTION DETAIL
SCALE: NTS

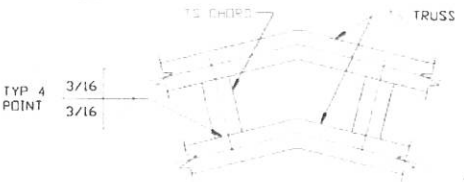


13 CHORD TO TRUSS CONNECTION DETAIL
SCALE: NTS

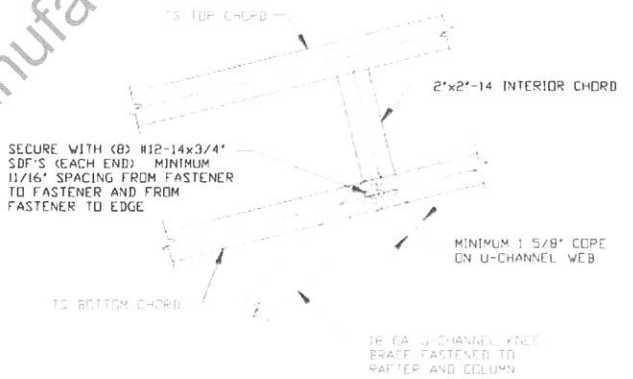


14 U-CHANNEL TO RAFTER CONNECTION DETAIL
SCALE: NTS

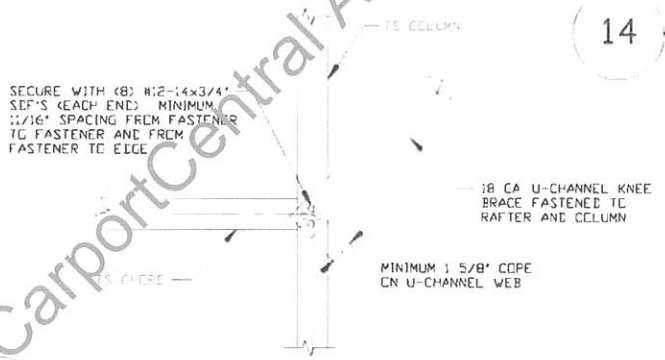


15 U-CHANNEL TO COLUMN CONNECTION DETAIL
SCALE: NTS

***CarportCentral Authorized Manufacturer Or Customer Use Only***

| | | | | |
|---|---|---|---|---|
| MOORE AND ASSOCIATES ENGINEERING AND CONSULTING, INC. | DRAWN BY: SLH | Tiffany Chapman 159 Main Street Haydenville MA 01039 | | |
| | CHECKED BY: PDH | | | |
| THIS DOCUMENT IS THE PROPERTY OF MOORE AND ASSOCIATES ENGINEERING AND CONSULTING. THE UNAUTHORIZED REPRODUCTION, COPYING, OR OTHERWISE USE OF THIS DOCUMENT IS STRICTLY PROHIBITED AND ANY INFRINGEMENT THEREUPON MAY BE SUBJECT TO LEGAL ACTION. | PROJECT MGR: WSM | DATE: 4-18-19 | SCALE: NTS | JOB NO: 17260S/ 17292S/18254S/19039S |
| | CLIENT: CARPORT CENTRAL | SHT. 12 | DWG. NO: SK-3 | REV: 3 |

# BOW AND BOX EAVE RAFTER WALL OPENING DETAILS

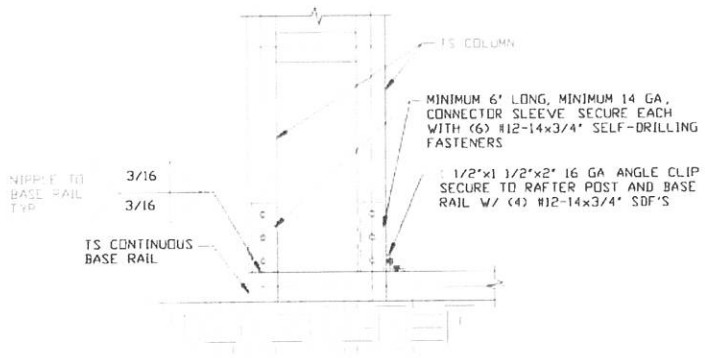


16 END COLUMN/BASE RAIL CONNECTION DETAIL
SCALE: NTS

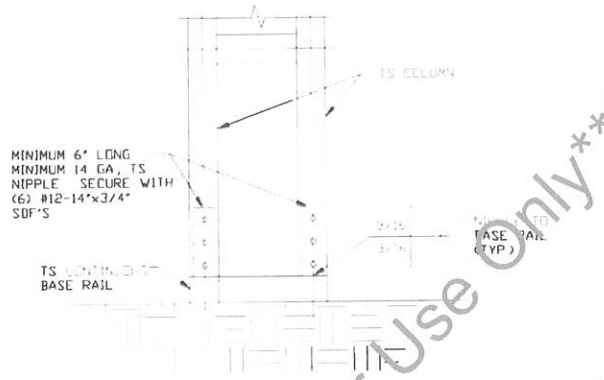


17 POST/BASE RAIL CONNECTION DETAIL
SCALE: NTS

***CarportCentral Authorized Manufacturer Or Customer Use Only***

| | | | | |
|---|---|---|---|---|
| MOORE AND ASSOCIATES ENGINEERING AND CONSULTING, INC. | DRAWN BY: SLH | Tiffany Chapman 159 Main Street Haydenville MA 01039 | | |
| | CHECKED BY: PDH | | | |
| | PROJECT MGR: WSM | DATE: 4-18-19 | SCALE: NTS | JOB NO: 17260S/ 17292S/18254S/19039S |
| | CLIENT: CARPORT CENTRAL | SHT. 13 | DWG. NO: SK-3 | REV.: 3 |

THIS DOCUMENT IS THE PROPERTY OF MOORE AND ASSOCIATES ENGINEERING AND CONSULTING. THE UNAUTHORIZED REPRODUCTION, COPYING, OR OTHERWISE USE OF THIS DOCUMENT IS STRICTLY PROHIBITED AND ANY INFRINGEMENT THEREUPON MAY BE SUBJECT TO LEGAL ACTION.